

Arms Trade Treaty

Status of ATT Sponsorship Programme

Carina SOLMIRANO, Head of the ATT Secretariat

28 August 2025

Background

Established at CSP4

Facilitates the participation of States in ATT meetings

ATT Secretariat as administrator

Administrative guidelines governing the programme

Donors to the Sponsorship Programme

Australia

Canada

Germany

Ireland

Netherlands

Philippines

Portugal

Republic of Korea

Sweden

Switzerland

Status of sponsorship funding

Funds received

CONTRIBUTIONS TO ATT SPONSORSHIP PROGRAMME			
1	Australia	USD	66,738.79
2	Canada	USD	229,755.37
3	Germany	USD	455,012.65
4	Ireland	USD	28,442.00
5	Netherlands	USD	170,455.00
6	Philippines	USD	10,000.00
7	Portugal	USD	44,969.68
8	Republic of Korea	USD	160,000.00
9	Sweden	USD	39,145.66
10	Switzerland	USD	442,588.21
Total Contributions		USD	1,647,107.36

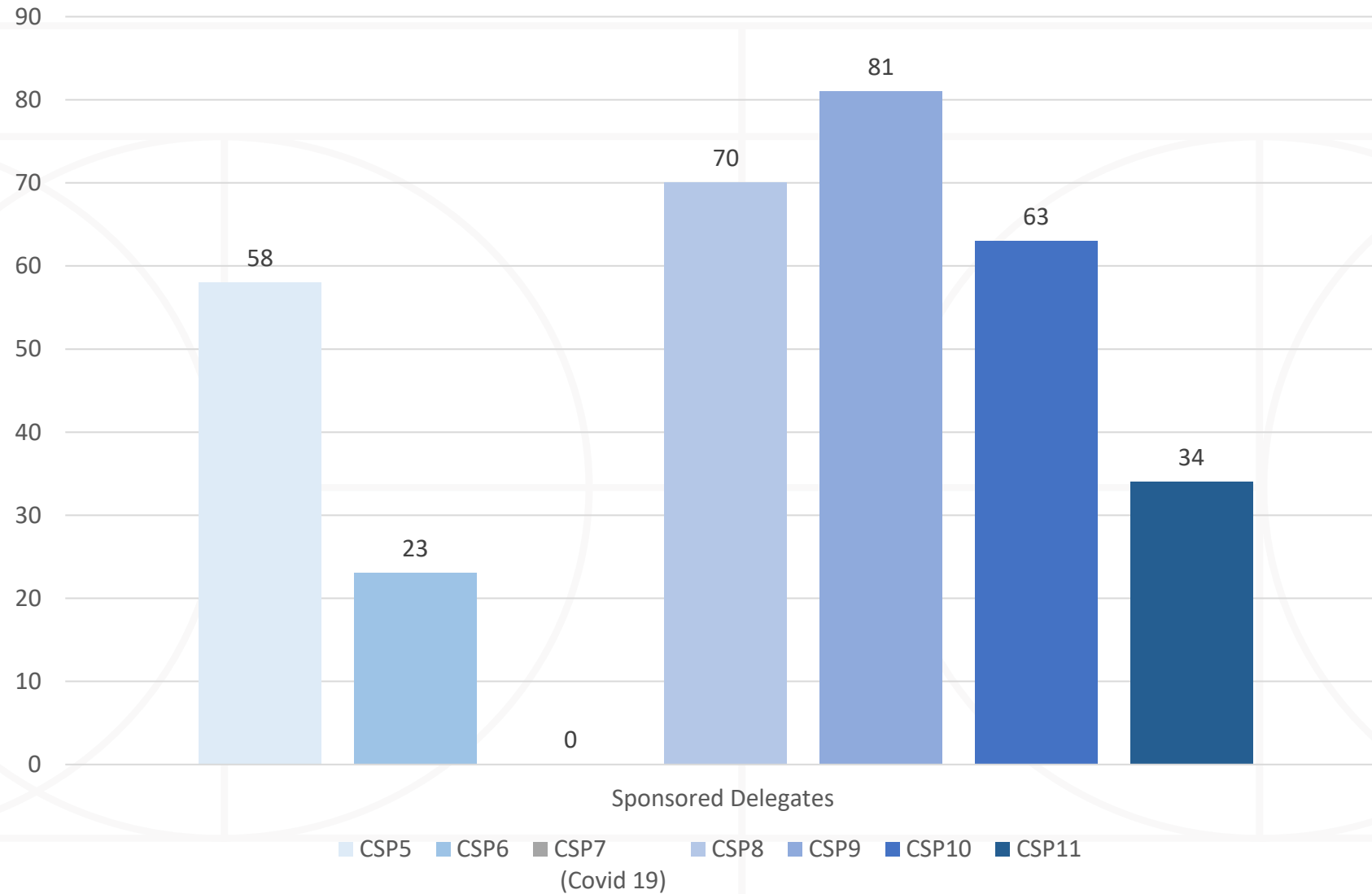
Status of sponsorship funding

Financial Position

SPONSORSHIP PROGRAMME FINANCIAL POSITION		
INCOME		
Total Income	USD	1,647,107.36
EXPENDITURE		
Total Expenditure CSP5 Cycle (2019)	USD	200,786.00
Total Expenditure CSP6 Cycle (2020)	USD	73,884.00
Total Expenditure CSP7 Cycle (2021)	USD	11,846.00
Total Expenditure CSP8 Cycle (2022)	USD	306,034.00
Total Expenditure CSP9 Cycle (2023)	USD	393,751.00
Total Expenditure CSP10 Cycle (2024)	USD	311,115.00
Estimated Expenditure CSP11 Cycle (2025)	USD	134,408.00
Total Expenditure	USD	1,431,824.00
NET SURPLUS (Available Funds)	USD	215,283.36

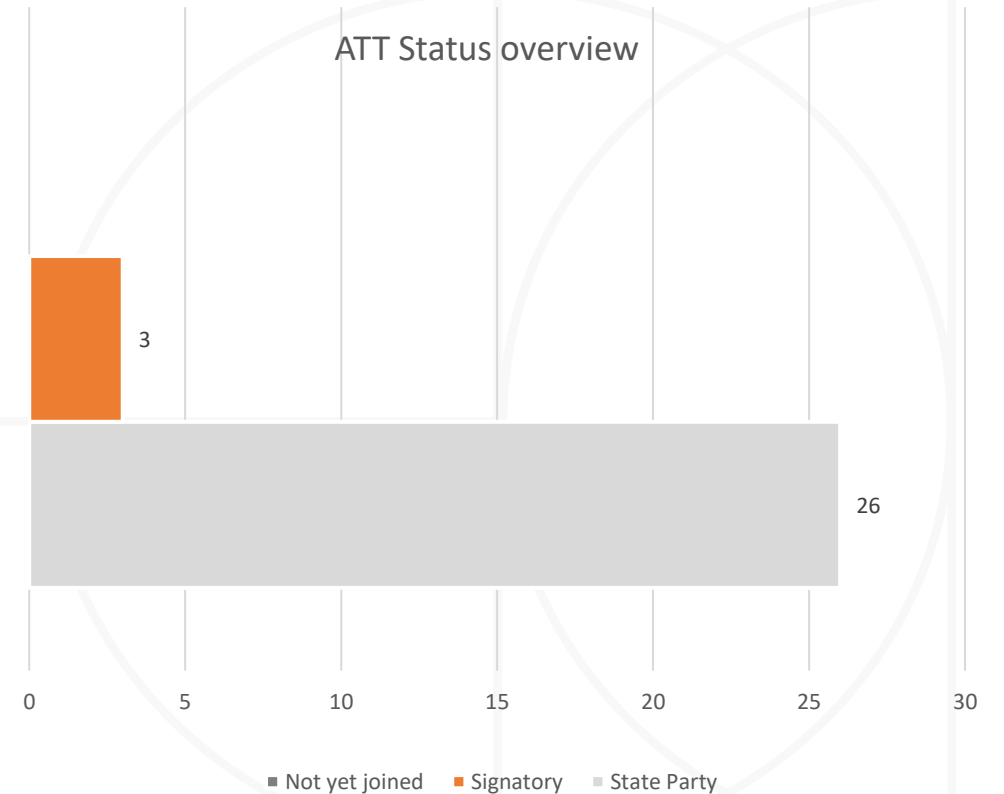
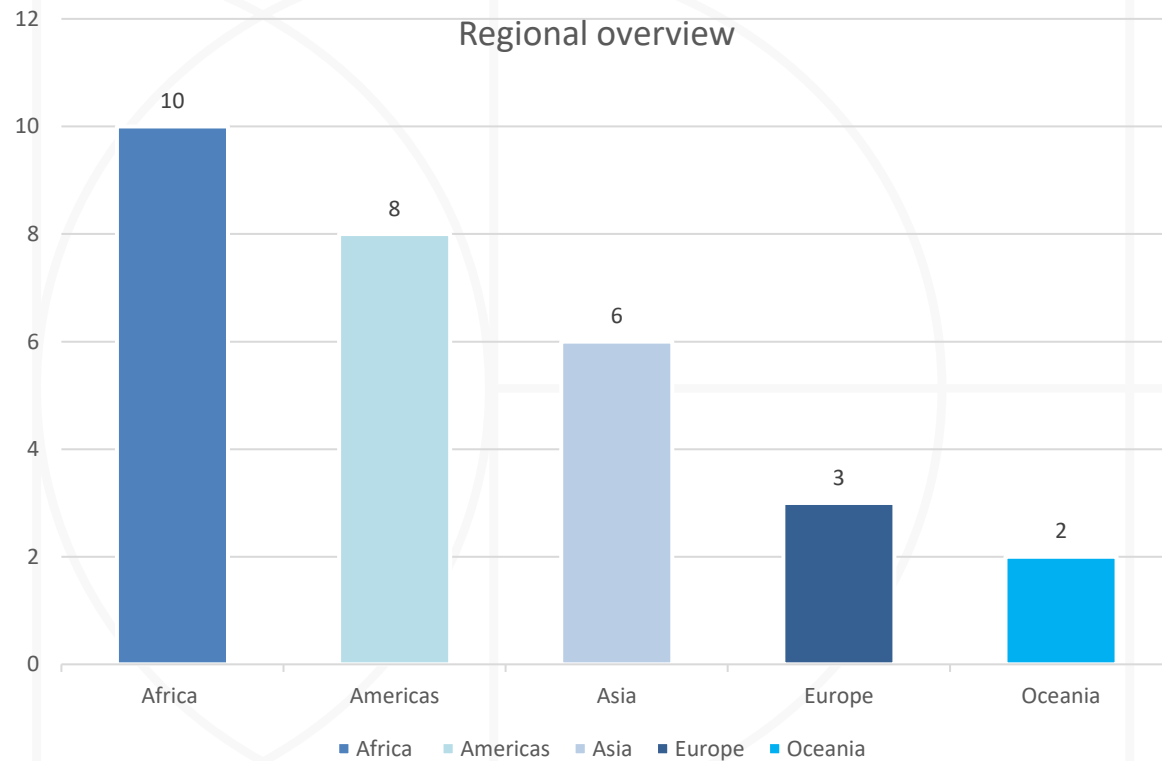
Overview of sponsored delegates

CSP5 to CSP11



Sponsorship in CSP11 cycle

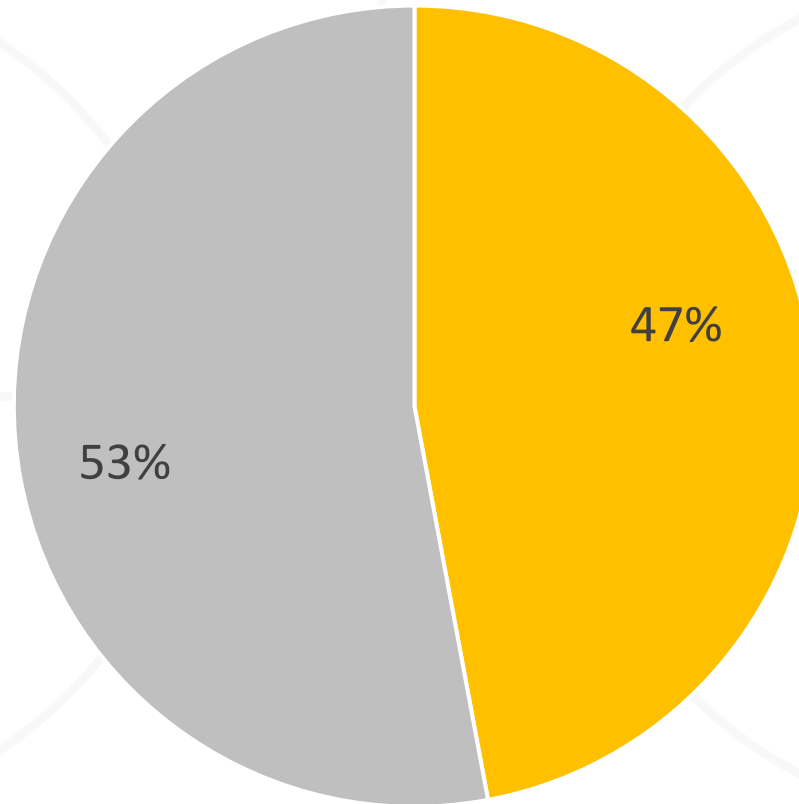
Overview of sponsored delegates



Sponsorship in CSP11 cycle

Overview of sponsored delegates continued

Gender considerations overview



■ Female ■ Male

End