

The ATT Monitor Arms Transfers Dashboard

Dr. Andrea Edoardo Varisco

Sol Zoe Nottage

ATT Working Group on Transparency and Reporting

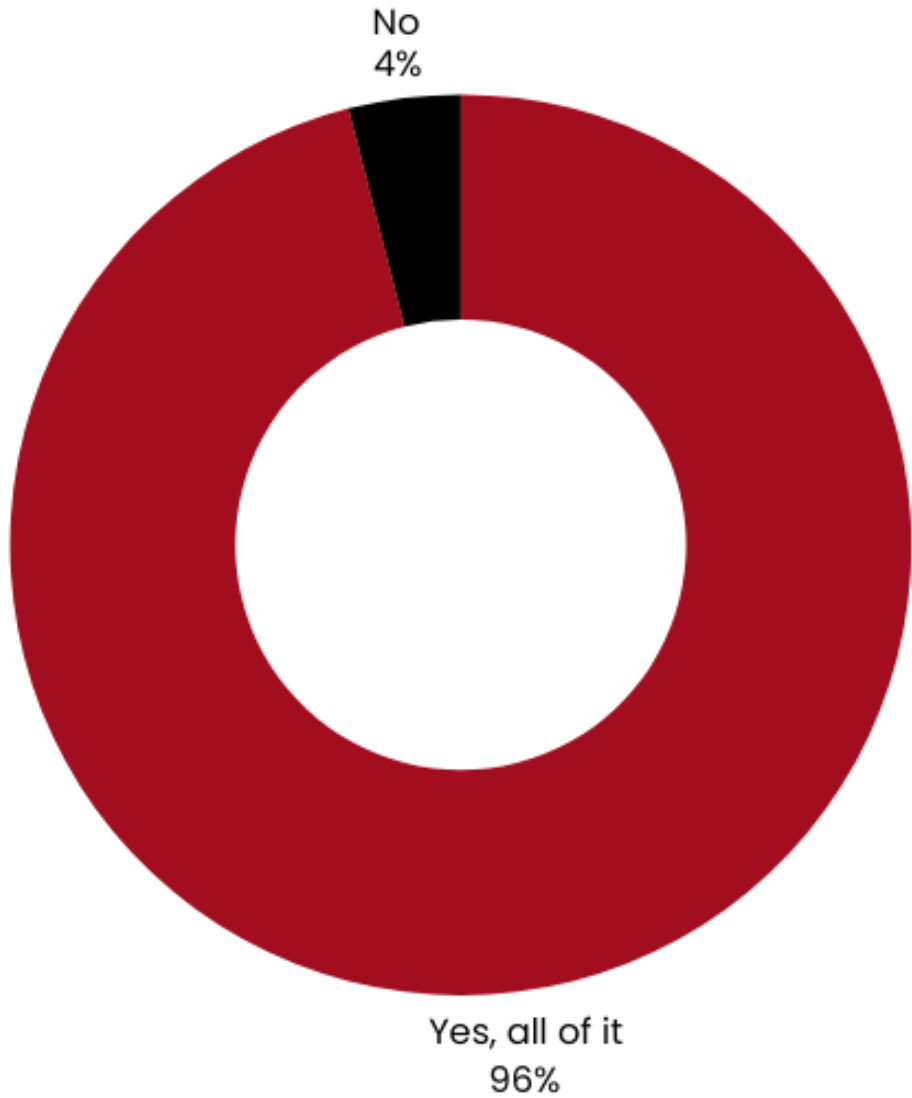
Geneva, 28 February 2025





ATT Monitor

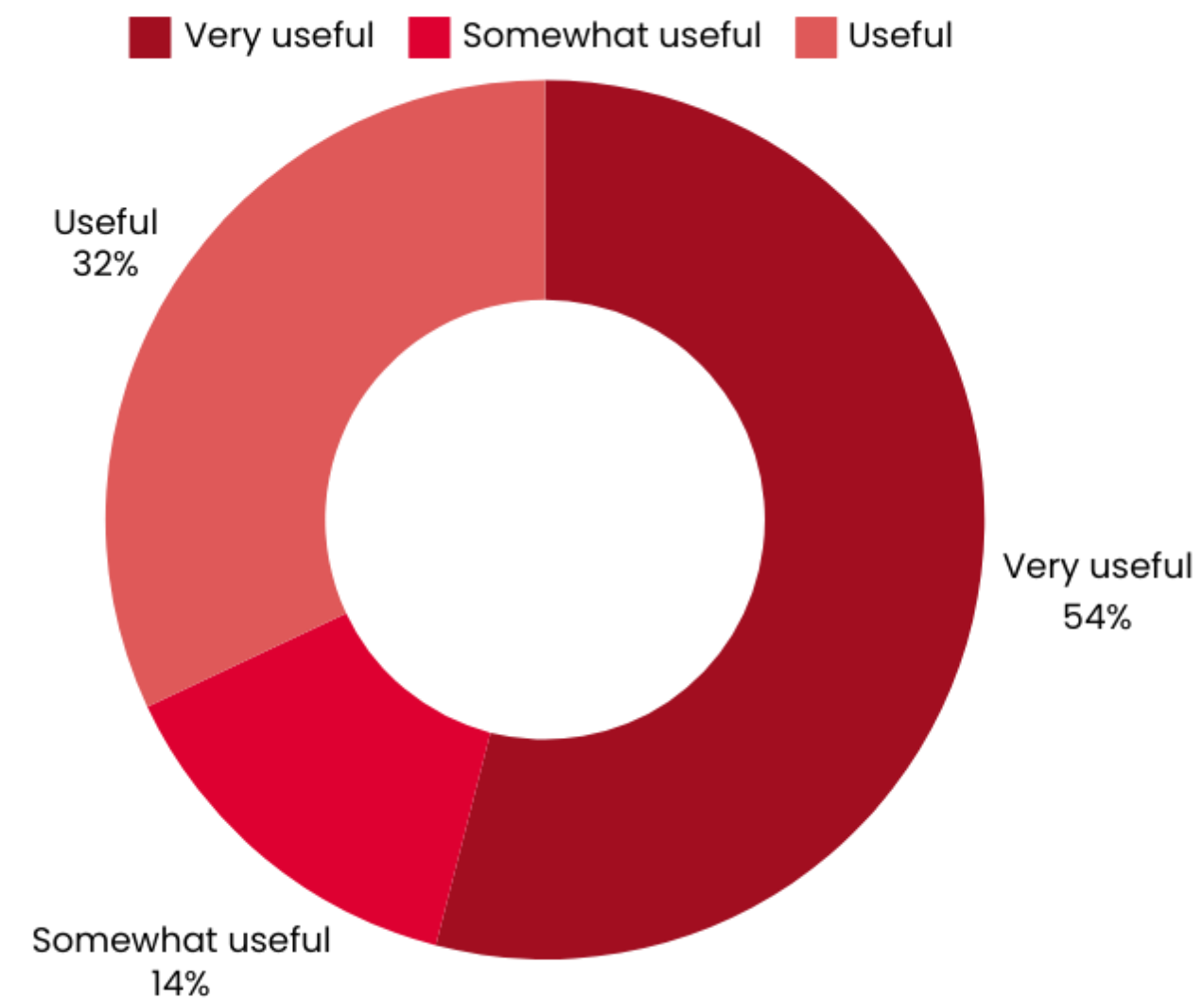
Have you read the ATT Monitor 2024 report?





ATT Monitor

How useful is the ATT Monitor report for your work on arms control, disarmament matters, and the ATT?

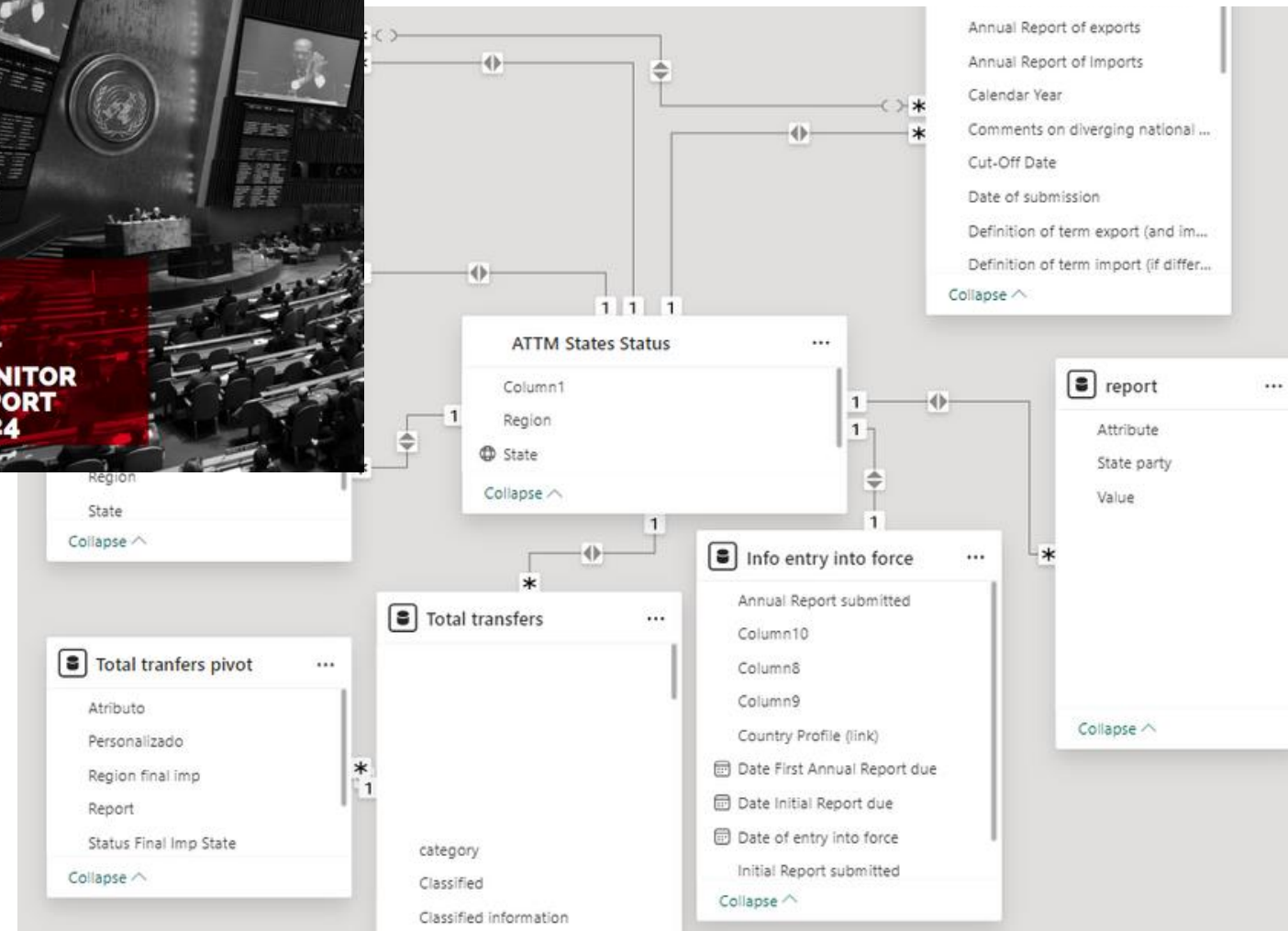




What is the ATT Monitor Dashboard?

- Civil society-based global resource
- Comprehensive and openly accessible dataset
- Independent analysis and insights

Background




+10 years of information

+450 reports

Over 75 States Parties submitted public reports each year

Explore and Interact with the Dashboard Here



ATT MONITOR

ATT MONITOR ARMS TRANSFERS DASHBOARD

attmonitor.org

- Reported arms transfers overview map
- Arms Transfers Summary
- Country Profiles
- Reporting good practices
- Reporting statistics
- About

© NATO

80 %

REPORTED ARMS TRANSFERS OVERVIEW MAP

Type

Export

Import

Report year

All

Category of arms

All

Authorised or Actual

All

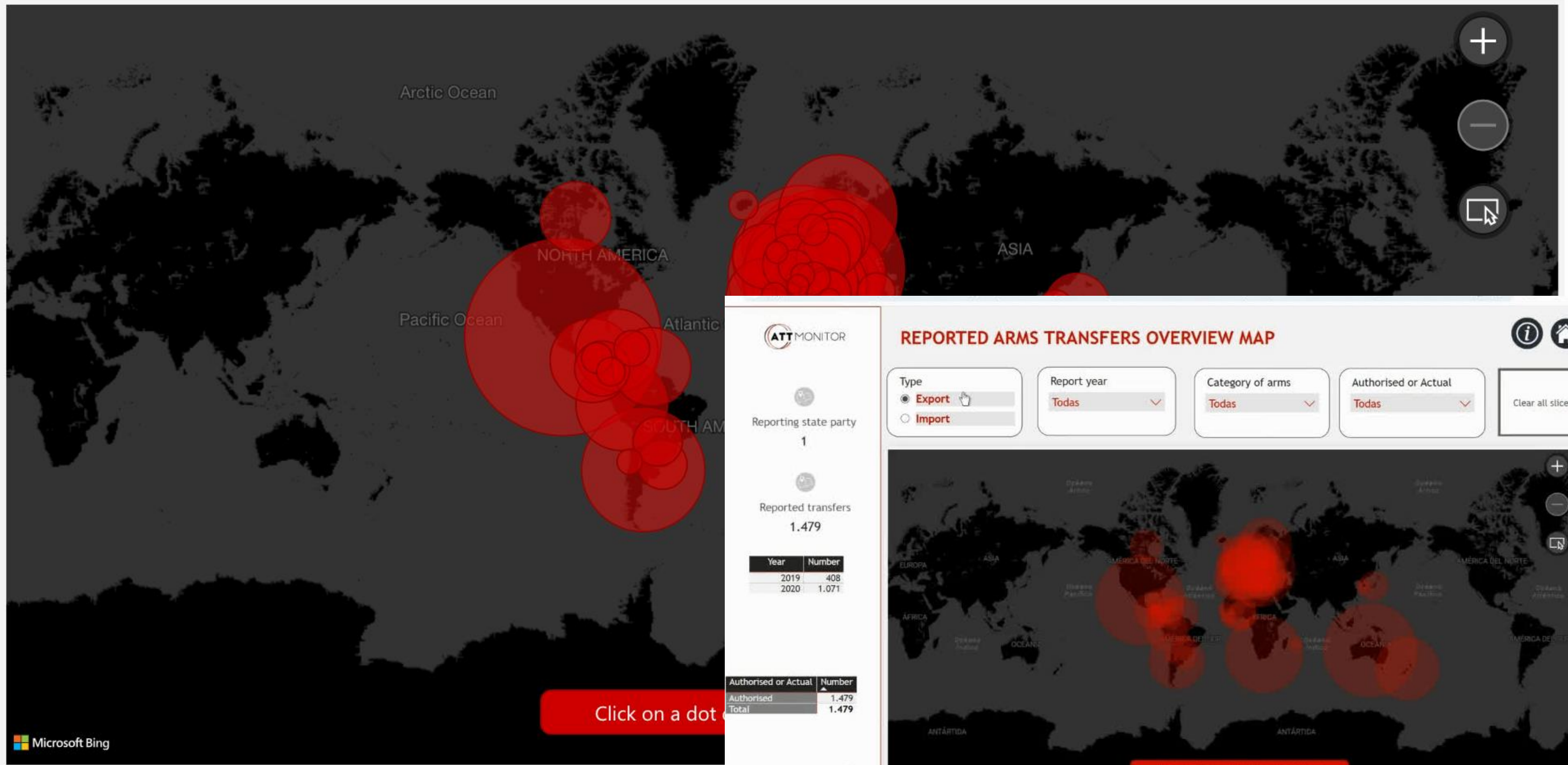
Clear all slicers

Reporting state party
65

Reported transfers
4,117,568

Year	Number
2015	446,993
2016	507,029
2017	471,129
2018	554,418
2019	790,723
2020	416,457
2021	475,756
2022	455,063

Authorised or Actual	Number
Both	99,416
Not Ticked	518,919
Authorised	1,167,910
Actual	2,331,323
Total	4,117,568



ATT MONITOR

REPORTED ARMS TRANSFERS OVERVIEW MAP

Type

Export

Import

Report year

Todas

Category of arms

Todas

Authorised or Actual

Todas

Clear all slicers

Reporting state party

1

Reported transfers

1.479

Year	Number
2019	408
2020	1.071

Authorised or Actual	Number
Authorised	1.479
Total	1.479

Click on a dot



Click the icons to filter the data by arms category



Transfers
1475

Type

- Export
- Import

State

All

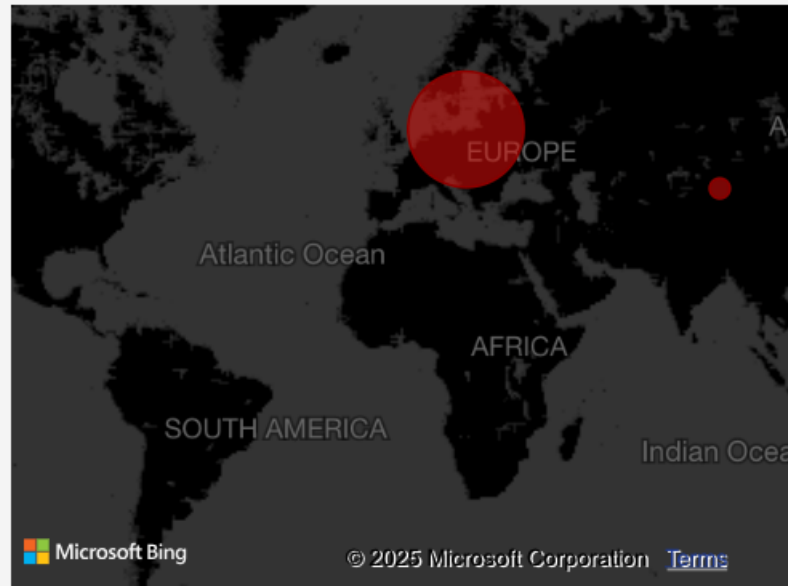
Report year

All

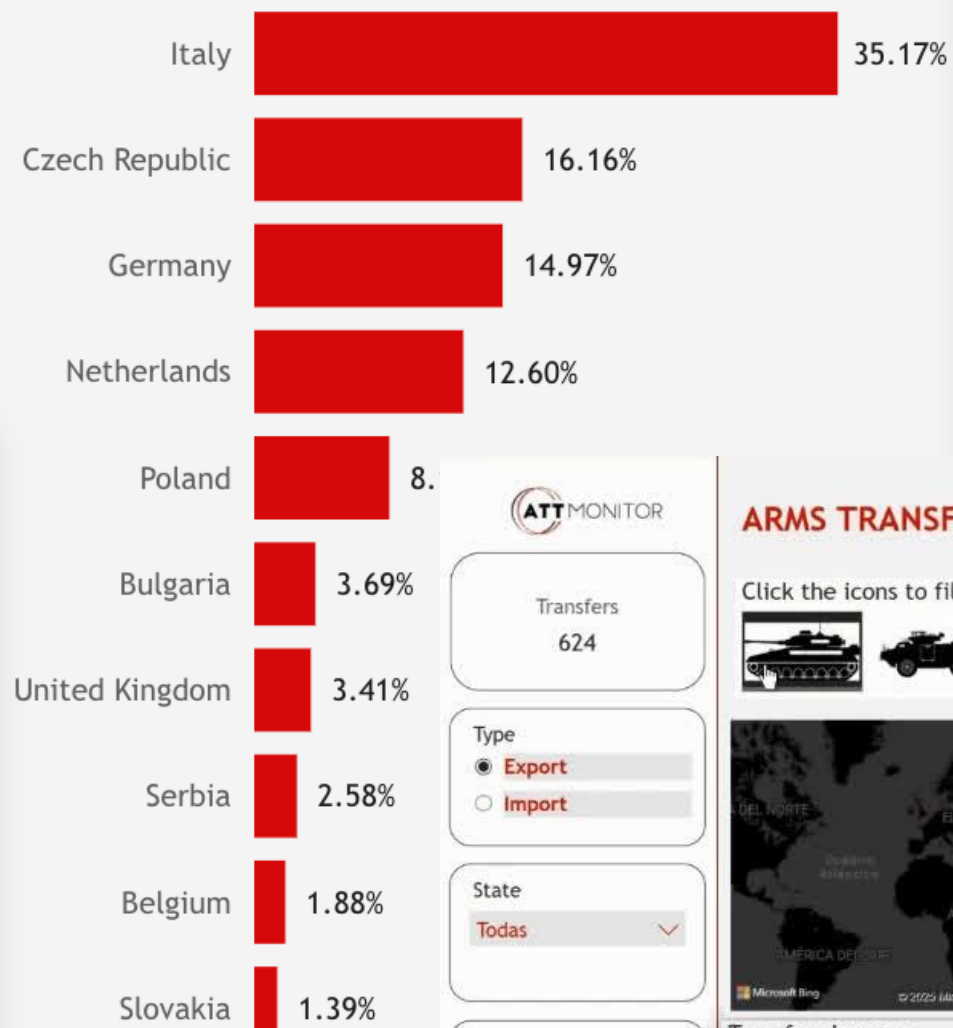
Authorised or Actual

All

Clear all slicers



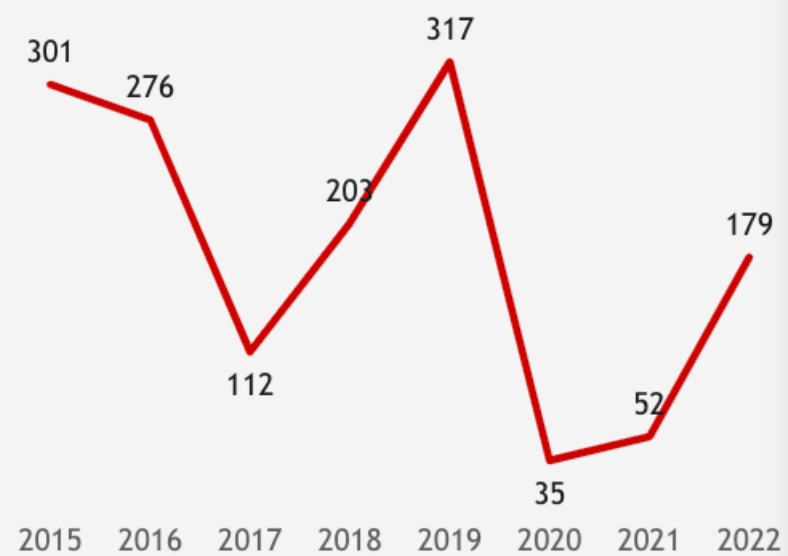
The largest Exporting State Party (2015, 2016, 2017, 2018, 2019, 2020, 2021, 2022)



Trading Partner by region (2015, 2016, 2017, 2018, 2019, 2020, 2021, 2022)



Transfers by year



Transfers
624

- Export
- Import

State
Todas

Report year
Todas

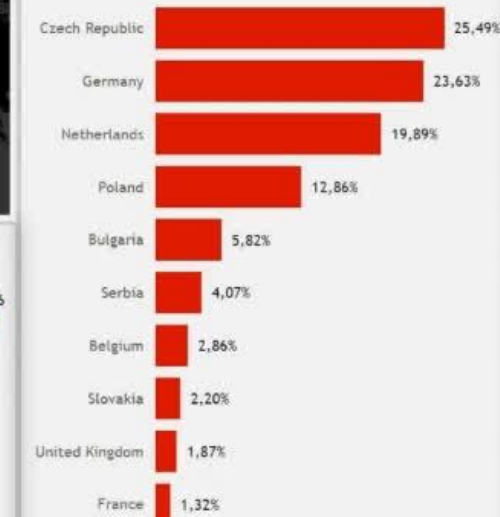
Authorised or Actual
Actual

Clear all slicers

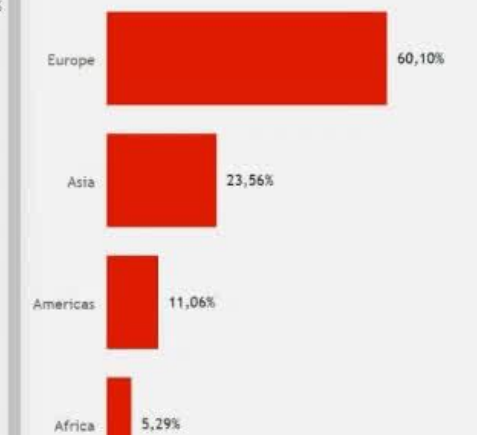
Click the icons to filter the data by arms category



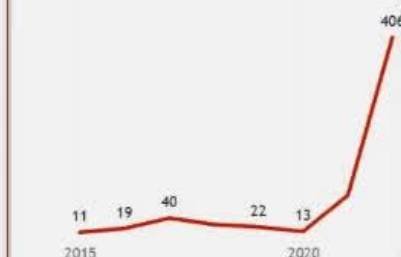
The largest Exporting State Party (2015, 2016, 2017, 2018, 2019, 2020, 2021, 2022)



Trading Partner by region (2015, 2016, 2017, 2018, 2019, 2020, 2021, 2022)



Transfers by year



State
 Luxembourg

Type
 Export
 Import

Report year
 Todas

Category of arms
 Todas

Trading partner
 Todas

Authorised or Actual
 Todas

Clear all slicers

Reported transfers
 210

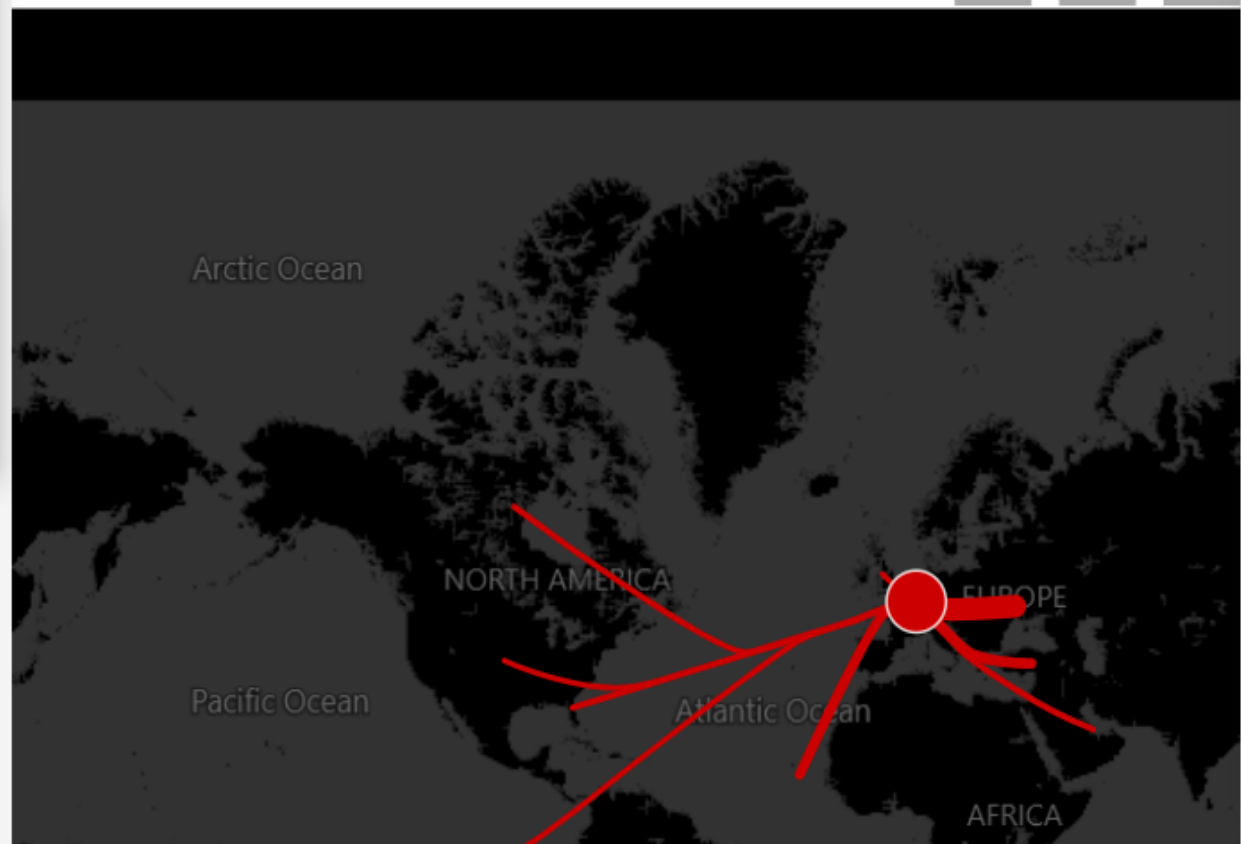
Initial Report due
 12/23/2015

Status	Trading partner
Non members	1
Signatories	3
States Parties	5
Total	9

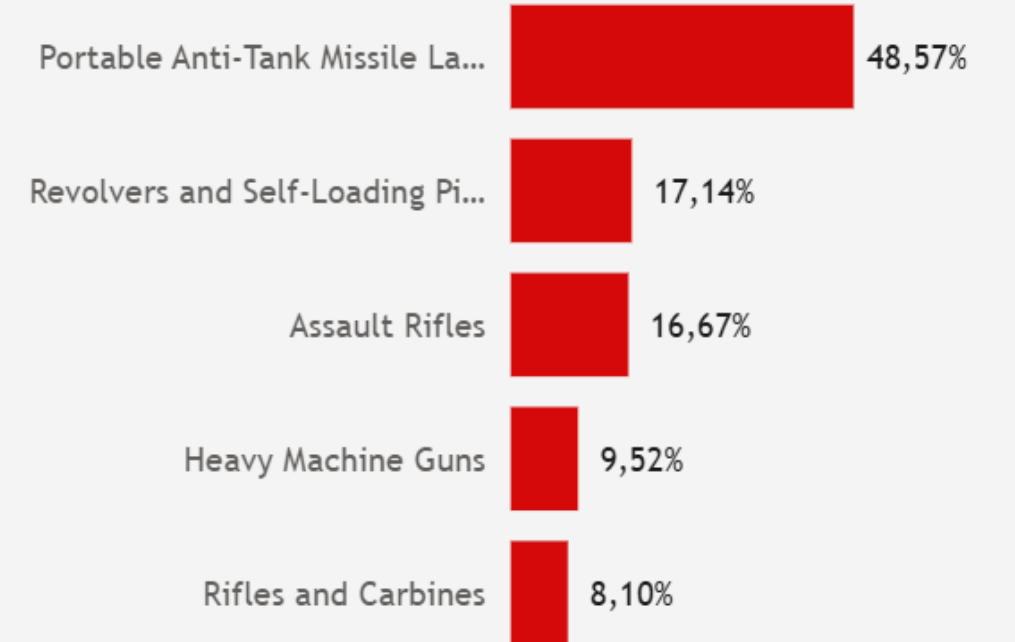
Year	Type of annual report
2015	Public
2016	Public
2017	Public
2018	Public
2019	Public
2020	Public
2021	Public
2022	Public

[Click here to find more information](#)

● Export 50 100 150



Category of weapons



State
 Argentina

Type
 Export
 Import

Report year
 Todas

Clear all slicers

Reported transfers
 341593

Initial Report due
 12/23/2015

Status	Trading partner
N/A	1
Signatories	1
Non members	2
States Parties	18
Total	22

Year	Type of annual report
2015	Public
2016	Public
2017	Private
2018	Public
2019	Public
2020	Public
2021	Public
2022	Public

[Click here to find more information](#)

● Export 100k 200k 300k



Category of weapons



Trading partners



Republic Of
Moldova

State

Republic Of Mold... ▾

Report year

2022

2021

2020

2019

2018

2017

2016

2015

Good practices	Value
Authorized or actual	✓ All
Disaggregation by weapon type	✓ All
Disaggregation of trading partners	✓ All
Includes descriptions	✓ All
Includes comments	Some
Uses '0', '/', '-' etc	✓ Yes

Room for improvement	Value
National definitions	✗ No
Submitted on time	✗ No

Costa Rica

State

Costa Rica ▾

Buscar

Albania

Argentina

Australia

Austria

Belgium

Benin

2018


2017

2016

2015

Good practices	Value
Authorized or actual	✓ All
Includes comments	✓ All
Includes descriptions	✓ All
Unit or financial value	✓ All
Disaggregation by weapon type	Some
Disaggregation of trading partners	Some
Indicated if information was withheld (or not)	✓ Yes
Submitted on time	✓ Yes
Voluntary national categories covered 2.1	✓ Yes
Voluntary national categories not covered 2.1	✓ Yes

Room for improvement	Value
National definitions	✗ No
Nil stated	✗ No
State what has been withheld	✗ No
Uses '0', '/', '-' etc	✗ No

[http://](#)  Access t

[http://](#)  Access the full Country Profile



REPORTING STATISTICS

Annual Reports
581

Confidential
153

Public
428

Region
All

State Party
All

Report year
All

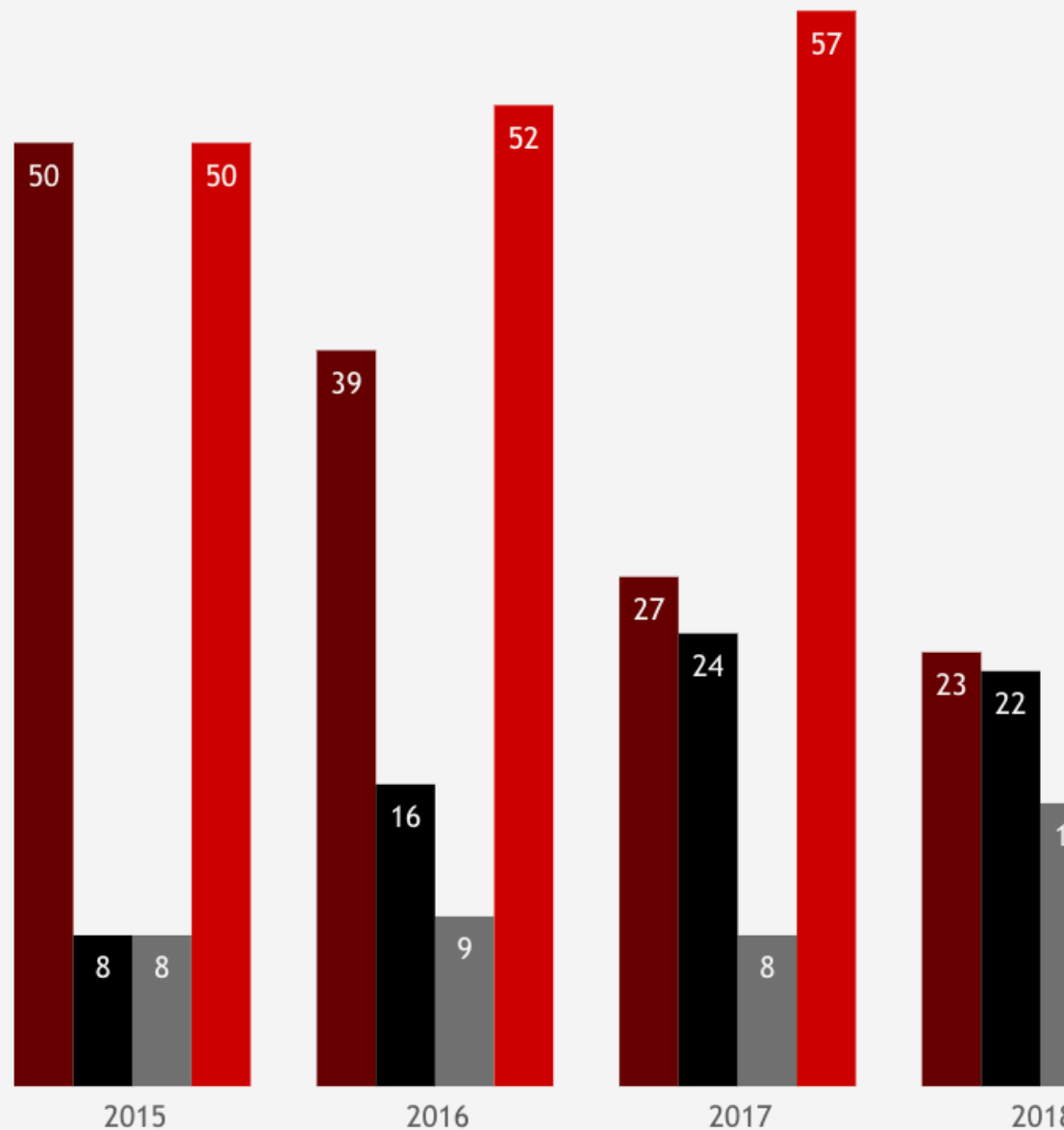
Reports submitted by year

Nil reports

Sensitive information excluded

Reports submitted by year

Category ● No report due ● Not submitted ● Private ● Public



ATT MONITOR

Annual Reports
93

Seleccionar todo
 Africa
 Americas
 Asia
 Europe
 Oceania

Americas

State Party
Todas

Report year
Todas

Clear all slicers

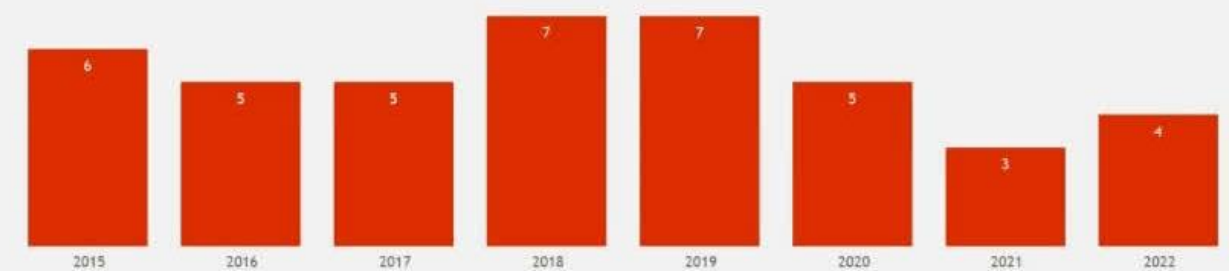
NIL REPORTS BY YEAR

Reports submitted by year

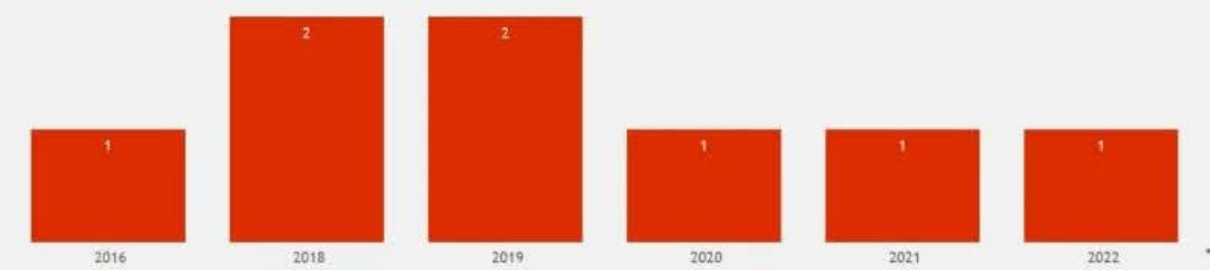
Nil reports

Sensitive information excluded

Nil reports of exports



Nil reports of imports





What the Dashboard does not include

- Not a comprehensive global arms trade database
- Does not include **ammunition**

BUT

- Comparisons with other databases



Relevance of this resource

- Analyze **State reporting patterns**
- Understand the flow of arms and the **risks associated** with irresponsible transfers
- Role of **States Parties**



Looking ahead

- The ATT Monitor Arms Transfers Dashboard is not a static tool
- Incorporation of new data
- Enhancing capabilities



Thank you!

andrea.varisco@controlarms.org

sol@controlarms.org

<https://attmonitor.org/en/att-arms-dashboard>

